


Grade 9 to 10

Course Selection Presentation
2021 - 2022



Student Services:

Who are we?

Your Guidance Counsellors:

- A – L Ms. Giannotti (Giannottig@hcdsb.org)
- M – Z Mr. Yurgan (YurganI@hcdsb.org)
- AP focus Mrs. D'Orsay (DorsayA@hcdsb.org)

Guidance Secretary:

Mrs. Leger (LegerD@hcdsb.org)



What do you need to graduate from high school?

18 compulsory credits

Students must earn the following compulsory credits to obtain the Ontario Secondary School Diploma:

4	credits in English (1 credit per grade)*
3	credits in mathematics (1 credit in Grade 11 or 12)
2	credits in science
1	credit in Canadian history
1	credit in Canadian geography
1	credit in the arts
1	credit in health and physical education
1	credit in French as a second language
0.5	credit in career studies
0.5	credit in civics

In addition, students must complete:

- ✓ 12 optional credits†
- ✓ 40 hours of community involvement activities
- ✓ the provincial literacy requirement

Plus one credit from each of the following groups:

Group 1:

- English or French as a second language**
- a Native language
- First Nations, Metis, and Inuit studies
- 1 • a classical or international language
- social sciences and the humanities
- Canadian and world studies
- guidance and career education
- cooperative education***

Group 2:

- health and physical education
- the arts
- 1 • business studies
- French as a second language**
- cooperative education***

Group 3:

- science (Grade 11 or 12)
- 1 • technological education
- French as a second language**
- computer studies
- cooperative education***

* A maximum of 3 credits in English as a second language (ESL) or English literacy development (ELD) may be counted towards the 4 compulsory credits in English, but the fourth must be a credit earned for a Grade 12 compulsory English course.

** In groups 1, 2 and 3, a maximum of 2 credits in French as a second language can count as compulsory credits, one from group 1 and one from either group 2 or group 3.

*** A maximum of 2 credits in cooperative education can count as compulsory credits.

† The 12 optional credits may include up to 4 credits earned through approved dual credit courses.



PATHWAYS

- University
- College
- Apprenticeship
- Work





Thinking about pathways

- Consider your success carefully when choosing a pathway
 - (ie. AP, academic, applied as well as strength of basic skills).
- How do you learn?
- Do your learning skills reflect the challenges you may face in the next grade at that level?
- Do you have the appropriate skill set in a subject area to continue at the same pathway level the following year?
- What is your commitment to the work that will be required?





What to consider when picking your courses?

- How many credits do you **have** and how many do you **need**?
- What **compulsory** courses do you need to take?
- What are your **future plans**?
- What elective courses do you **want** to take?
- What do you **want** to learn more about?
- What courses are needed for post-secondary programs that **interest you**?





Did you know

- Students taking a program that includes **both** academic and applied courses are still eligible to attend university?
- As long as students remain in the academic and then university stream with their **ENGLISH** courses, they will be eligible for many university programs.
 - This would include programs such as Social Sciences, Humanities, Arts and others (Note: this would not include Engineering, Health Sciences or other sciences)
- ALL university programs require **ENG4U**



Course Codes

Grade 9 and 10

O – Open

D – Academic

P – Applied

L – Locally Developed

• ENG2__1

Grade 11 and 12

U - University

M - University/College

C –College

E - Workplace

O – Open

• ENG3__1

AP courses – course code will have an **A** at the end

(6th character)

• ENG2D**A**



You must choose 8 courses:

- Religion (HRE2O)
- English (ENG2DA, ENG2D, ENG2P, ENG2L)
- Math (MPM2DA, MPM2D, MFM2P, MAT2L)
- Science (SNC2DA, SNC2D, SNC2P, SNC2L)
- History (CHC2DA, CHC2D, CHC2P, CHC2L)
- Careers/Civics (GLC2O, CHV2O)
- 2 Electives

**** No spares are allowed in grade 10 ****



You will also be asked to select **2** alternative courses.

IMPORTANT

- These alternate course selections will be used in case one of your originally selected courses is not running or if there is a course conflict (ie. 2 courses in the same period, unable to be moved)
- Please choose these ***wisely***.
- The alternate will automatically be used if either of the scenarios mentioned above happen.



Considerations:

Check out course descriptors on [My Blueprint](#), or the course catalogue on www.gobluego.ca, or speak to the teachers of the course. Guidance can help direct you to the appropriate person.

- For Math, English, and Science ... You **must** have the pre-requisite.
ie. MPM1D to take MPM2D.
- My Blueprint should indicate if you do not have the prerequisite.

Courses are scheduled based on the choices you make now.



Something to pay close attention to when selecting your courses on MyBluePrint

- There will be a **total 9 “boxes”** that you will fill in on MyBluePrint – Civics is one selection and Careers is one selection on MyBluePrint because they are only half a credit each.
- When selecting your courses on MyBluePrint, pay close attention if you are choosing AP (Advanced Placement) or Applied courses.
**AP does NOT mean applied.
- If you are eligible to take a GLE course, your SERT will reach out and have a discussion with you.



Something to think about

Many students take summer school...




- Some students take summer school for reach ahead opportunities.

Ex. many students take

Civics and Careers.

This allows students to take an extra elective in their grade 10 year.



- Some students take summer school because they were not successful at a course during the regular school year.

This allows students to make up the credit so that they do not fall behind.

How do you sign up for summer school?

- Sign up will be through [MyBluePrint](#) and will happen in May and June 2021

What else do you need to know about summer school?

- It is **YOUR** responsibility to let us know that you are registered for Summer School so that we can adjust your schedule.



For more information:



- www.gobluego.ca has helpful information on course descriptors, graduation requirements, community service hour forms and opportunities, and much more.
 - *Check it out!!*
- To find the course descriptors click [Assumption Course Catalogue](#)
(They can also be found on GoBlueGo under the “Students” tab → “Student Services” → “Info by Grade” → “Assumption Course Catalogue”)
- [Student Services D2L](#) will also have information for course selection.



Important Reminder

- Select your courses carefully including the pathway
- No changes to electives will be allowed
- Do not think that you can change courses later as they may no longer be available
- Ensure the alternative courses are included in your submission



Community Service Hours

Students are encouraged to complete their Community Service hours.



The Ministry requires that 40 hours are completed before graduation.

Make sure the activity meets the eligibility standards (stated on the back of the form).

Forms are available on www.gobluego.ca , on the [Student Services D2L page](#) and in the Student Services office



FAQs about Electives and Descriptors:

- Art Descriptors:



- ADA201 – Drama
- ASM201 – Media Arts
- AMU201 – Instrumental Music
- ATC201 – Dance
- AMG201 – Guitar
- AVI201 – Visual Arts

Business Descriptor:

BBI201 - is different than grade 9 BTT101. This course looks at the different functions of Business – ie. Accounting, Marketing, Production, etc

Did You Know?

..... that if you take **5** or more Business courses at Assumption (gr 9 – 12), you can earn a Business Certificate



FAQs about Electives and Descriptors:

Cont'd

Tech Descriptors:

check tech
out [here!](#)



- **TCJ201** – Woodshop
- **TDJ201** – Technical Design (Create designs, build models and/or prototypes plus learn awareness of environmental, human, financial & material issues affecting tech design) [NEW COURSE!](#)
- **TGJ201** – Communication Technology (media perspective – tv/video, movie/radio production etc.)
- **TEJ201** – Computer Technology – (ie. computer systems, networks, electronics, robotics, etc.)
- **TFJ201** – Hospitality & Tourism (ie. Foods)
- **TXJ201** – Cosmetology from a salon/spa perspective (ie. hair, nails, makeup)



FAQs about Electives and Descriptors:

Cont'd

Physical Education


There are 4 different grade 10 phys ed options:

- Girls phys ed
- Boys phys ed.
- Co-ed Volleyball,
- Co-ed Basketball

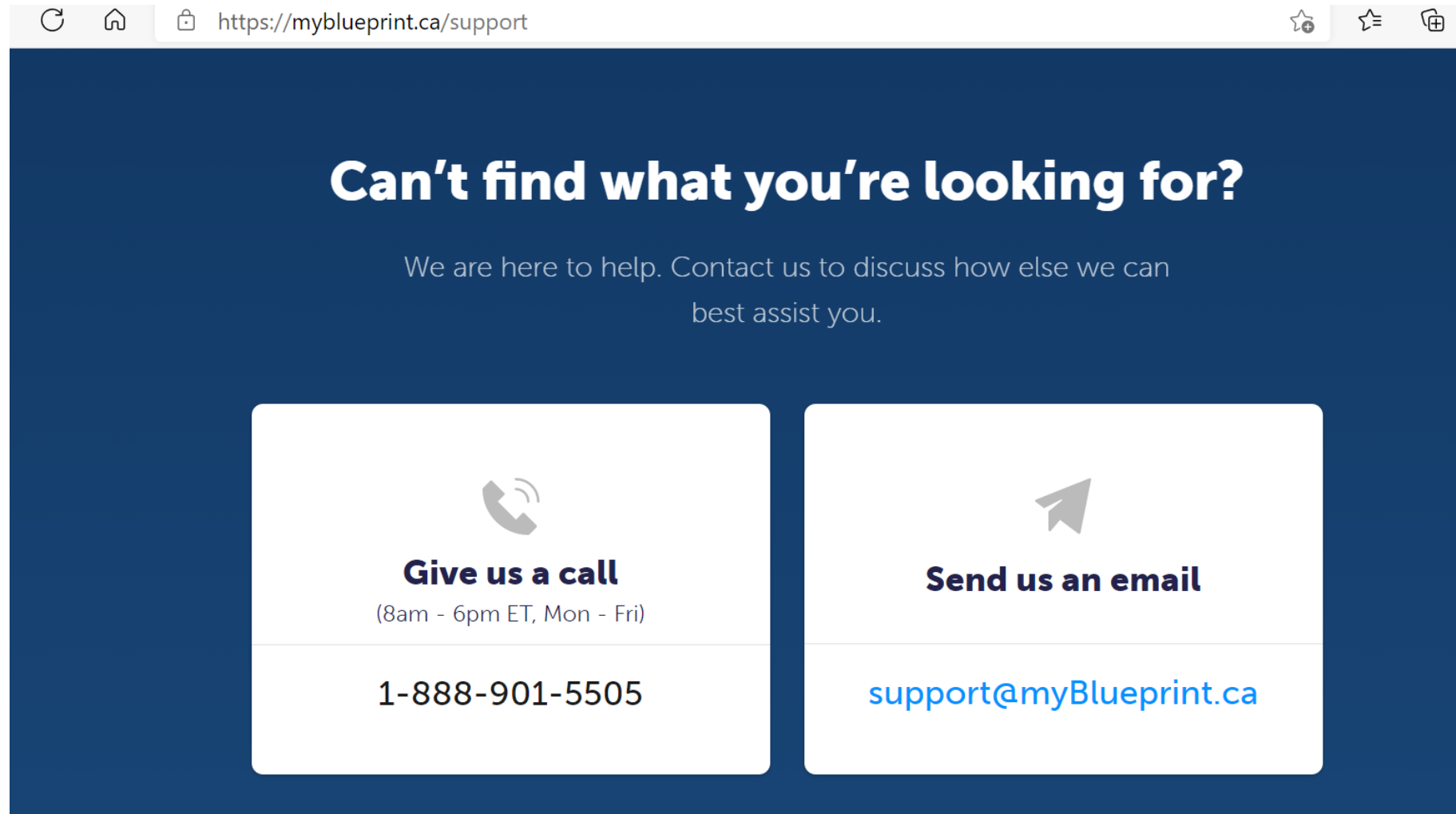


Instructions for MyBluePrint

- Located on
 - www.gobluego.ca
 - Student Services [D2L page](#)




Having difficulty getting into MyBlueprint?

A screenshot of a web browser showing the support page for MyBlueprint. The browser's address bar displays 'https://myblueprint.ca/support'. The page has a dark blue background with white text. At the top, it asks 'Can't find what you're looking for?' and offers assistance. Below this, there are two white rectangular buttons. The left button features a telephone icon, the text 'Give us a call', the hours '(8am - 6pm ET, Mon - Fri)', and the phone number '1-888-901-5505'. The right button features an email icon, the text 'Send us an email', and the email address 'support@myBlueprint.ca'.

https://myblueprint.ca/support


Can't find what you're looking for?

We are here to help. Contact us to discuss how else we can best assist you.



Give us a call
(8am - 6pm ET, Mon - Fri)

1-888-901-5505



Send us an email

support@myBlueprint.ca



What is needed in order to submit your courses?

Once you have selected your courses:

- Select “submit for parent approval”
- Go to www.gobluego.ca and select [cash on line](#) – pay the \$65 Student Activity Fee



What to keep
for your
records...

- The MyBluePrint parent approval- It will have an option to print which you can keep for yourself
- Receipt from Cash on Line for the Student Activity Fee of \$65




Need a Guidance Appointment?

If you have questions or concerns about which courses to select, please make an **appointment** to see your guidance counsellor.

*If you require changes to be made after your submission, see your guidance counsellor

**Parental permission will be required.





*Course Selection
Deadline:*

**Monday,
March 8, 2021**



Any
Questions?



