

Corpus Christi

Applying Online to Ontario's Colleges

OCAS ONLINE APPLICATION FOR ONTARIO SECONDARY SCHOOL
STUDENTS

WWW.ONTARIOCOLLEGES.CA

Why choose college?

Diversity of programs and locations

Tuition savings

Smaller class sizes

Hands on work experience

84% of students found employment within 6 months of graduation

40% of all new jobs created in the next decade will be in the skilled trades and technology

The number of university grads enrolled in colleges has increased by more than 40% over 5 years

Offer University degree programs with easier access than University

University transfer programs & joint programs with Universities

Thinking about College Programs

- College programs combine academic and applied learning with employment preparation in some of the following areas:
 - Applied Arts, Business, Health and Human Services and Technology
- May be a transition pathway:
General Arts and Science Program for two years
and then transfer to university (check transfer agreements)
- May be a “Pre” program

Diploma Programs

Two or three years in special career related area

Will usually require:

- Grade 12 English
- Graduation from high school
- Senior level courses

Some programs may require specific courses such as:

- Biology, Tech Math, grade 11 or 12 Math

Joint Programs

- Earn a degree and a diploma at the same time from the partner schools in four years (college and university components)
- Prerequisites are based on degree requirements
 - E.g. New Media or Journalism at U of T Scarborough and Centennial College

Specialized Degree Programs

4 years of academic study and applied practical experiences

Requires 6 Grade 12 U or M courses (may have specific prerequisites)

Entrance Requirements for Diploma Programs

Based on all Grade 11 and 12 marks including Co-op

Averages are usually 65% or above

Highly competitive programs are much higher**

Prerequisite courses marks are included

May prefer a good grade in College English and Math courses instead of a mediocre grade in the University level

How to Apply

- Log in to your account.
- Fill in your personal information and educational history.
- Add your program choices.
- Request your [transcripts](#). (If you're a current Ontario high school student, most high schools automatically send your grades to us.)
- Pay the application processing fee and any transcript fees.
- Log back in to verify your transcript information, or to [make changes or updates to your application](#). (Changing your program choices after February 1 may affect your chances of receiving an offer, as applications will be considered first-come, first-served.)
- Log back in after February 1 to view and [confirm offers of admission](#).

Important Things To Do

Do your research:

Visit Ontario College Fairs (<https://ocif.ca>)

myBlueprint (www.myblueprint.ca)

Ontariocolleges.ca

College websites and view books (found in Student Services)

Visit college campuses

On-line application tutorial

Guidance bulletin boards

Guidance Counsellors, teachers, parents

FINANCIAL ASSISTANCE

Scholarships

- studentawards.com
- scholarshipscanada.com
- parent employers

Bursaries

Awards

OSAP: on-line applications available in fall of 2019

- Ontario.ca/osap

IMPORTANT DATES

October 2019: Online Application Opens

February 1, 2020: Equal Consideration Date. (After this date, a first-come, first-served basis until programs are full). Note that applications to Highly Competitive Programs must be received by this date in order to be considered

Complete applications well before the Equal Consideration Date, as website volumes on the online application are at their highest at this time

IMPORTANT DATES

February 1, 2020: Earliest Offer Date

May 1, 2020: Deadline to Confirm Offers of Admission (Log in to your ontariocolleges.ca account to confirm your offer)

Colleges may extend offers of admission after this date

Mid-June 2020: Tuition Deposit Due at the Colleges

WHEN APPLYING

Have a valid and suitable email address

Know your Ontario Education Number (left of student number on timetable)

Know your full address (including postal code)



Have a (parent/guardian) credit card number (expiry date and cvv number) if paying online or by phone

“Next business day” - could take up to 10 days to process

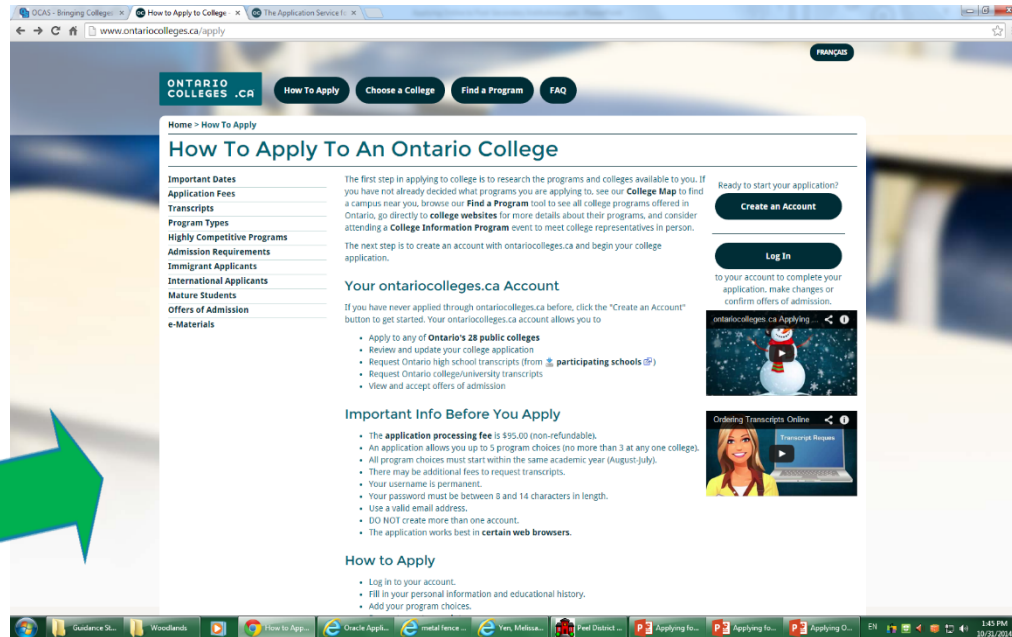
Check if you should be applying through OUAC or OCAS (joint, collaborative or degree)

APPLICATION CHECKLIST

- Log in to your account.
- Fill in your personal information and educational history.
- Add your program choices.
- Request your **transcripts**. (These are sent automatically. Be sure to check that all courses show up)
- Pay the application processing fee and any transcript fees.
- Log back in to verify your transcript information, or to make changes or updates to your application.
- Log back in after February 1 to view and **confirm offers of admission**.

For a step-by-step tour of the secure online application,  **download the user guide** .

Additional Important info



The screenshot displays the Ontario Colleges .CA website's 'How To Apply' page. The page is titled 'How To Apply To An Ontario College' and includes a sidebar with links to various application-related topics. The main content area provides a step-by-step guide to the application process, starting with researching programs and creating an account. A large green arrow points from the left towards the 'How To Apply' section.

ONTARIO COLLEGES .CA | How To Apply | Choose a College | Find a Program | FAQ

Home > How To Apply

How To Apply To An Ontario College

Important Dates
Application Fees
Transcripts
Program Types
Highly Competitive Programs
Admission Requirements
Immigrant Applicants
International Applicants
Mature Students
Offers of Admission
e-Materials

The first step in applying to college is to research the programs and colleges available to you. If you have not already decided what programs you are applying to, see our **College Map** to find a campus near you, browse our **Find a Program** tool to see all college programs offered in Ontario, go directly to **college websites** for more details about their programs, and consider attending a **College Information Program** event to meet college representatives in person.

The next step is to create an account with ontariocolleges.ca and begin your college application.

Ready to start your application?

Create an Account

Log In

to your account to complete your application, make changes or confirm offers of admission.

Your ontariocolleges.ca Account

If you have never applied through ontariocolleges.ca before, click the "Create an Account" button to get started. Your ontariocolleges.ca account allows you to

- Apply to any of **Ontario's 28 public colleges**
- Review and update your college application
- Request Ontario high school transcripts (from **participating schools**)
- Request Ontario college/university transcripts
- View and accept offers of admission

Important Info Before You Apply

- The **application processing fee** is \$95.00 (non-refundable).
- An application allows you up to 5 program choices (no more than 3 at any one college).
- All program choices must start within the same academic year (August-July).
- There may be additional fees to request transcripts.
- Your username is permanent.
- Your password must be between 8 and 14 characters in length.
- Use a valid email address.
- DO NOT create more than one account.
- The application works best in **certain web browsers**.

How to Apply

- Log in to your account.
- Fill in your personal information and educational history.
- Add your program choices.

Ordering Transcripts Online

Transcript Review

145 PM 10/22/2014

Very Important Information

It is your responsibility inform Guidance if you take a NIGHT SCHOOL, SUMMER SCHOOL or COURSE PRIVATELY

LISTEN TO ANNOUNCEMENTS OR READ THEM IN THE ATTRIUM

PRINT OUT WHAT YOU ARE ABLE TO AND KEEP IT. ESPECIALLY YOUR OCAS Reference# once you pay.

TOFEL - for students that have come from other countries outside of North America

Check your account for emails from the colleges

Most colleges require an English and/or math placement test

Need Assistance?

Call 1-888-892-2228

Email ask-us@ontariocolleges.ca

If you have an IEP or need support services they are available at all Ontario Colleges, but it is your responsibility to find out about them. Contact the College and ask to speak to the Student Support Office. Also speak to your SERT.

Also check this website for students with disabilities. <http://www.transitionresourceguide.ca/>

Speak to your guidance counsellor.