

Applying Online to Ontario's Universities

101 Online Application for
Ontario High School Students

www.ouac.on.ca/ouac-101



Ontario Universities'
Application Centre

Checklist

Before starting your OUAC 101 application, you will need:

- a PIN (Personal Identification Number)
- a school number
- a student number
- a list of your researched options
- to check your credit counselling summary with your guidance counsellor
- have a plan B and sometimes C

Step 1:

Get Your OUAC Access Codes

Your guidance counsellor will give you a confidential letter containing your access codes:

- **Temporary PIN**
- **School Number**
- **Student Number**

These numbers allow you to access your 101 Application.

Your PIN is confidential!
Don't share it with anyone else.

Step 2:

Research Your University Options

- Visit **eINFO** (www.electronicinfo.ca) to see what each university has to offer. Review the eINFO Postcard.
- Read the **101 Application Guide** (available at www.ouac.on.ca/guide/101-app-guide) for information about the universities and up-to-date program information.
- Check out university publications, websites and tours.
- Talk to counsellors, family, teachers and friends.
- Write down your program choices and codes, and keep them handy.

Step 3: Mark Your Calendar

- **October/November 2018:** Schools distribute Access Code letters for the 101 Online Application.
- **December 19, 2018:** Corpus Christi's suggested deadline to submit completed online applications to the OUAC.
- **January 16, 2019:** Deadline to submit your completed application to the OUAC. Any applications after this date will not be treated equally. If this happens you will need to contact the individual universities to see how the late application will impact you.
- **February 5, 2019:** Recommended last date to make changes to your application.
- **May 29, 2019:** Latest date you can expect a response to your application for admission.
- **June 3, 2019:** The earliest date you may be required to respond to an Ontario university offer of admission and give a financial commitment (e.g., registration deposit, residence deposit, etc.).

Application Fees

- **Base application fee** - \$150.00

-this allows you to apply to three program choices and or universities.

- **Additional choice fee**- \$50.00

-for each additional program choice beyond your first three (e.g. if you add two additional university choices, you must pay \$100 in addition to the base application fee).

APPLICATION FEES

- There is no fee for replacing a program choice with another program choice at the same university

How many universities and programs can I choose to apply to?

- You may apply to as many Ontario universities/programs as you wish; however, you are limited to a maximum of three program choices at any one university (including affiliates).
- Some universities may further limit the number of programs to which you may apply. Make sure that you carefully read the details and instructions offered by each institution. Consult the individual university websites or contact the universities directly for more information.

Out of Province Affiliates

Out of Province Affiliates

The OUAC assists the following out-of-province institutions in collecting academic data for Ontario secondary school students who have applied through the OUAC:

Acadia University

Bishop's University

University of British Columbia

University of Calgary

Concordia University

Dalhousie University

McGill University

University of New Brunswick

Saint Mary's University

Simon Fraser University

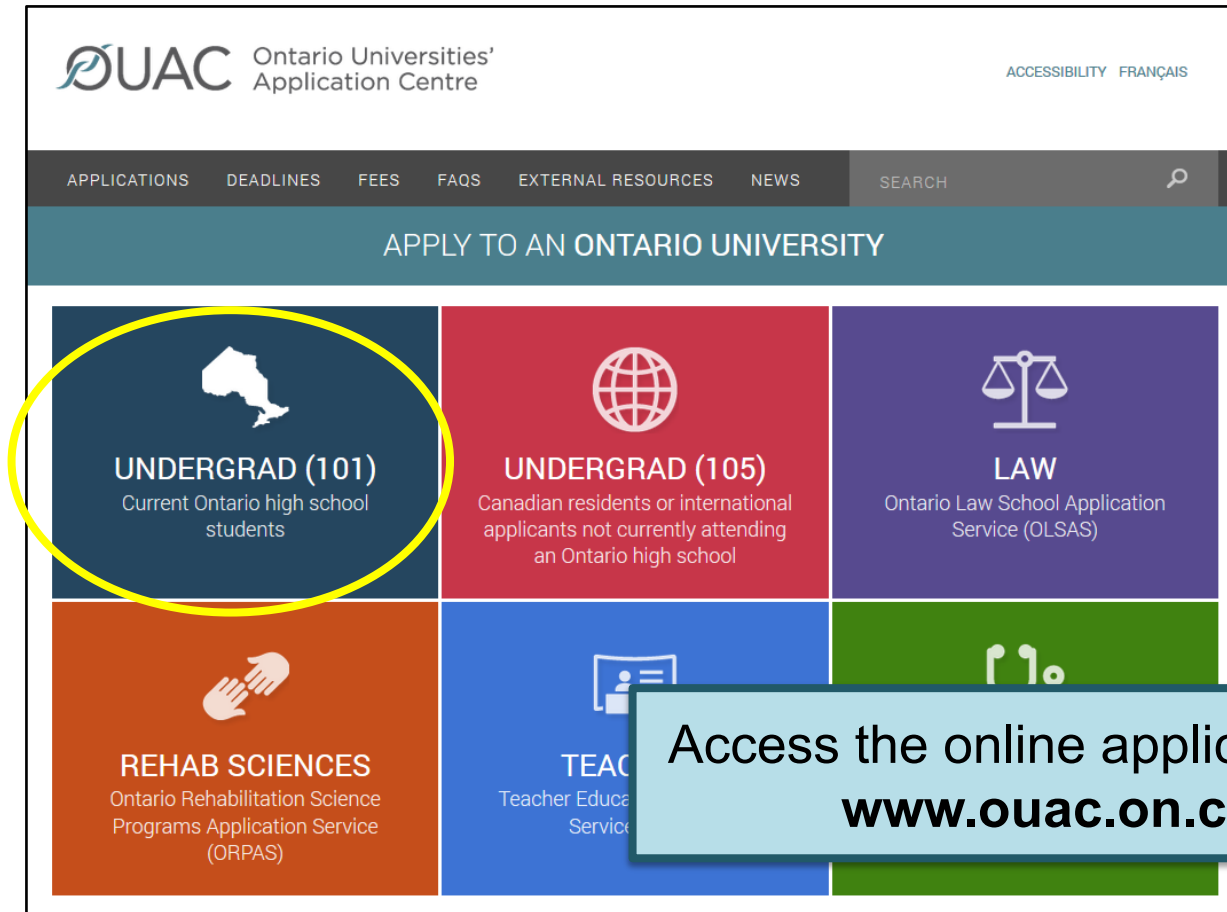
University of Victoria

Students who complete an application form for these out-of-province universities can provide authorization for a university to request their academic information from the OUAC. To provide authorization, the applicant must include their 11-digit OUAC Reference Number on the institution's application form. Note: In all cases, the eleventh digit should be "0". This automated transfer of academic data greatly reduces the work load in the secondary schools by eliminating the need to prepare and mail hardcopy transcripts.

Application Changes

- February 5, 2019
Recommended last date for students to submit university and program changes and additional active choices to the OUAC to be considered for early admission.
- Note: This is a recommended deadline. The OUAC will still accept and process application changes at any time.

Step 4: Apply!



The screenshot displays the OUAC (Ontario Universities' Application Centre) website. At the top, the OUAC logo and name are on the left, and links for 'ACCESSIBILITY' and 'FRANÇAIS' are on the right. A navigation bar below the header contains links for 'APPLICATIONS', 'DEADLINES', 'FEES', 'FAQS', 'EXTERNAL RESOURCES', 'NEWS', and a 'SEARCH' button with a magnifying glass icon. A teal banner reads 'APPLY TO AN ONTARIO UNIVERSITY'. Below this, a grid of six colored boxes represents different application categories. The 'UNDERGRAD (101)' box, which is dark blue and features a white outline of Ontario, is circled in yellow. The other boxes are: 'UNDERGRAD (105)' (red, globe icon), 'LAW' (purple, scales icon), 'REHAB SCIENCES' (orange, hands icon), 'TEACH' (blue, teacher icon), and a partially visible green box with a book icon. A light blue callout box with a dark blue border is overlaid on the bottom right of the grid, containing the text 'Access the online application at: www.ouac.on.ca'.

OUAC Ontario Universities' Application Centre

ACCESSIBILITY FRANÇAIS

APPLICATIONS DEADLINES FEES FAQS EXTERNAL RESOURCES NEWS SEARCH

APPLY TO AN ONTARIO UNIVERSITY

UNDERGRAD (101)
Current Ontario high school students

UNDERGRAD (105)
Canadian residents or international applicants not currently attending an Ontario high school

LAW
Ontario Law School Application Service (OLSAS)

REHAB SCIENCES
Ontario Rehabilitation Science Programs Application Service (ORPAS)

TEACH
Teacher Education Service

Access the online application at:
www.ouac.on.ca

Let's Get Started!

The screenshot displays the OUAC 101 website interface. At the top, a navigation bar includes links for APPLICATIONS, DEADLINES, FEES, FAQs, EXTERNAL RESOURCES, NEWS, and a SEARCH function. The main header area features the text 'APPLY TO AN UNDERGRADUATE PROGRAM For applicants currently attending an Ontario high school' and the 'OUAC 101' logo. Below this, a breadcrumb trail reads 'Home » Current Ontario High School Students (101)'. The left column contains the '101 Criteria' section, which asks 'Is this the right application for me?' and provides a list of eligibility requirements. A yellow circle highlights the 'APPLY NOW' button in the '101 Online Application' section. The right column features a 'NEWS & REMINDERS' section with a link to 'Read These Top 10 Questions Now!' and a list of resources including '101 How-to Videos', '101 Common Questions', 'Winter and Spring Entry', 'eINFO Website', 'University Information Program', and 'Links to Ontario Universities'. At the bottom right, there is a banner for 'eINFO' with the text 'Start your university research with eINFO' and 'Your source for up-to-date university info - all in one place'.

APPLY TO AN UNDERGRADUATE PROGRAM
For applicants currently attending an Ontario high school

OUAC 101

Home » Current Ontario High School Students (101)

101 Criteria

Is this the right application for me?

Answer a [few short questions](#) to make sure you're applying with the right application.

You should complete the 101 online application if you meet **all** of the following:

- You are taking courses during the day at an Ontario high school during the current semester and graduated students returning to upgrade one or more courses.
- You have not, at some point, been out of high school for more than 12 months.
- You will have received or expect to receive your Ontario Secondary School Diploma or equivalent by the end of the current year.
- You have not attended a postsecondary institution (college/university/career college).
- You are applying to the first year of an undergraduate degree program or diploma program at an Ontario university.
- You are under 21 years of age.

101 Online Application

[Read: More information about how to apply.](#)

[APPLY NOW](#) | [BROWSE PROGRAMS](#)

[Log in](#) or [create your OUAC profile](#) for fall 2018 entry.

NEWS & REMINDERS

Read These Top 10 Questions Now!
Here is a collection of common questions and answers that will hopefully help you with your decision making.

[101 How-to Videos](#)

[101 Common Questions](#)

[Winter and Spring Entry](#)

[eINFO Website](#)

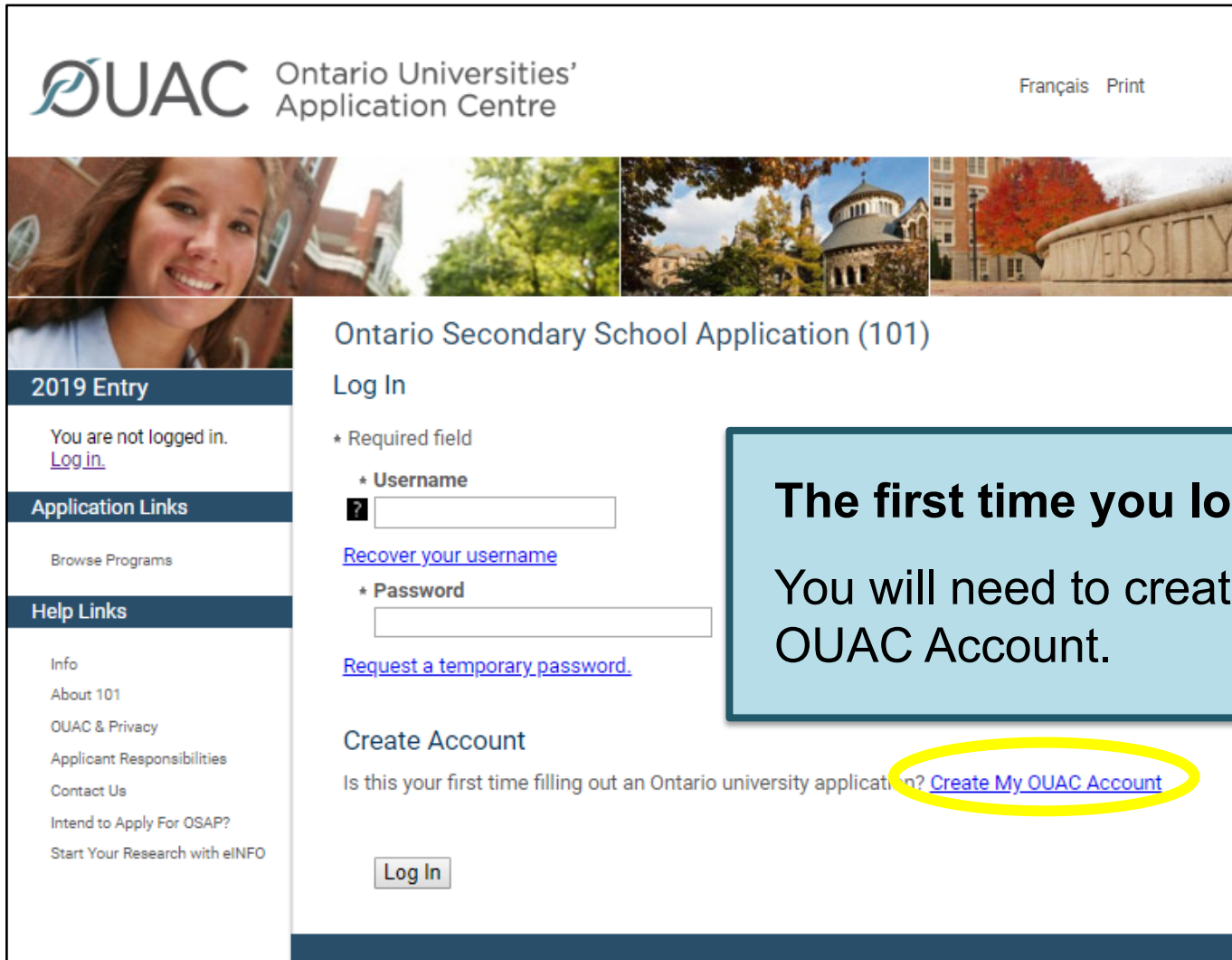
[University Information Program](#)

[Links to Ontario Universities](#)

Start your university research with
eINFO
Your source for up-to-date university info - all in one place

Access the online application directly at:
www.ouac.on.ca/ouac-101

Creating an Account For the First Time



The screenshot shows the OUAC website with a navigation menu on the left and a main content area. The navigation menu includes links for 2019 Entry, Application Links, and Help Links. The main content area features a banner for Ontario Secondary School Application (101) and a login section. The login section has fields for Username and Password, with a 'Log In' button. A 'Create Account' section is also visible, with a link to 'Create My OUAC Account' circled in yellow. A blue callout box on the right side of the page contains the text: 'The first time you log in: You will need to create an OUAC Account.'

OUAC Ontario Universities' Application Centre

Français Print

2019 Entry

You are not logged in. [Log in.](#)

Application Links

Browse Programs

Help Links

Info

About 101

OUAC & Privacy

Applicant Responsibilities

Contact Us

Intend to Apply For OSAP?

Start Your Research with eINFO

Ontario Secondary School Application (101)

Log In

* Required field

* Username

[Recover your username](#)

* Password

[Request a temporary password.](#)

Create Account

Is this your first time filling out an Ontario university application? [Create My OUAC Account](#)

Log In

Your OUAC Account

Create My OUAC Account

If this is your first time logging in, you need to create your OUAC Account. Do not create more than one account. You will use your username and password to apply to all OUAC applications from now on.

Note: If you have applied through the OUAC any time after August 2016, you should have an OUAC account.

* Required field

* First Name

If you only have 1 name, enter it as both your first name and your last name/family name.

Middle Name(s)

* Last Name/Family Name

* Date of Birth (Format: yyyy-mm-dd)

Enter Your Email Address

We will send a verification email to this email address. If you do not receive a verification email, go to "My OUAC Profile" in your application and click "Re-send Verification Email".

Note: You will not be able to submit your application until you verify your email address.

* Email Address

* Confirm Email

Create a Username and Password

Note: Create a username that is personal and that you can remember. We recommend that you do not use any previous OUAC identification numbers (e.g., an old OUAC Reference Number or IT number). Do not use accented characters (e.g., é, è, ê, ë).

* Username

* Password

* Confirm Password

Terms and Conditions

Create Your Username and Password

Create a username that is easy for you to remember. You will use it to apply to all OUAC applications from now on.

Welcome and Access Codes

Welcome

This application is only for current Ontario high school students who are applying to start undergraduate study in 2019 (January-September). **All application fees are non-refundable.**

If you have chosen the wrong application, return to the [OUAC website](#) to select another.

Here are some helpful tips to get you started:

- You will need your Application Access Code Letter with your school information and PIN. Please see your guidance office for more information.
- Use the "Application Links" menu to navigate to the application in any order.
- Click "Review and Submit" at any time to complete your application.
- Before you submit your application, you can review and/or change information you have entered.
- After 20 minutes of inactivity, you will be logged out. Please be advised that your changes will not be saved.

Your OUAC Reference Number

You will be assigned an OUAC Reference Number. This number is application-specific and is not valid for other services.

My Access Codes

* Required field

* School Number

* Student Number

* Temporary PIN

Save

Review the helpful tips on the Welcome page and enter your access codes provided by your guidance counsellor to start your online application.

Navigating the 101 Application

Personal Information

[Help](#)

* Required fields

Your Name and Other Information

Title
Choose ▾

* First Name (Legal Given Name)
[?](#) Andrea

Middle Name(s)
[?](#)

* Last Name/Family Name
[?](#) Patterson

Preferred/Commonly Used Name
[?](#)

Former Last Name/Family Name
[?](#)

Gender
Choose ▾

* Date of Birth (Format: yyyy-mm-dd)
[?](#) 1999-06-14

* Status in Canada (at time of applying)
[?](#) ☒ Canadian Citizen
☐ Permanent Resident
☐ Study Permit
☐ Diplomatic
☐ Convention Refugee (Protected Person)
☐ Unknown

“Help” links are located on most of the application screens or on the fields themselves.

Add Personal and Contact Info

Personal Information

[Help](#)

* Required field

Your Name and Other Personal Information

Title
Choose ▾

* First Name (Legal Given Name)
[?] Mary

Middle Name(s)
[?]

* Last Name/Family Name
[?] Chapman

Preferred/Commonly Used Name
[?]

Former Last Name/Family Name
[?]

Gender
Choose ▾

* Date of Birth (Format: yyyy-mm-dd)
[?] 1998-01-01

* Status in Canada (at time of applying)
[?] ☐ Canadian Citizen
☐ Permanent Resident
☐ Study Permit
☐ Diplomatic
☐ Convention Refugee (Protected Person)
☐ Visitor
☐ No Status

* Country of Citizenship
Choose ▾

If not born in Canada, date of entry into Canada (format: yyyy-mm)
[?]

Contact Information

Home address, mailing address and 1 phone number are required.

My Email	Actions
myemail@email.com	Change

[Add](#)

My Addresses	Address Type	Actions
No information available.		

[Add](#)

My Telephone Numbers	Telephone Type	Actions
No information available.		

Proceed to [Academic Background](#) if you are satisfied with this information

Select Your Programs

Select Programs

You may browse through program information using one of the starting points listed below:

Program Category

[By University](#)

[By Geographic Area](#)

These are the search options.

Fast Track

If you have done your research and know exactly which program codes you would like to add, enter the codes here:

* Program Code

Enter an OUAC program code to use the Fast Track option.

Search

Once You've Selected a Program

Complete the program details for each program selected.

Select Programs - Lakehead University

[Review the Lakehead University requirements](#)

Visit [Lakehead University](#)

With two campuses in Thunder Bay and Orillia, Lakehead University offers a diverse range of highly recognized programs, acclaimed faculty and state-of-the-art learning technology, all nestled in the beauty of the natural environment. Students from all around the world choose to study at Lakehead University. Visit [www.lakehead.ca](#) to learn more about the offerings available.

Program Details - Accounting

Complete the details requested in the following form.

- Bachelor of Commerce (BComm)
- Program is also available by co-operative education.

SPECIFIC PROGRAM ADMISSION REQUIREMENTS (OSS):

- ENG4U, MHF4U, one additional 4U Math, three additional 4U or 4M courses. Students deficient in math will not be considered for BComm specializations.

- [Admission Requirements](#)
- [Visit](#)
- [Visit University of Guelph-Humber](#)

* Required field

Program Details
Institution
University of Guelph
Program Code
GBK
Program Title

View the Admission Requirements for the program

Order Your Choices

Program Choices

[Add Program](#)

Choice Number	Program Code	Program Title	Actions
01 ▾	GBK	University of Guelph Accounting	Change Delete
02 ▾	TLA	University of Toronto Political Studies (BA)	Change Delete

Order Your Choices

To rank your program selections in order of preference or manually change the numbers

[Save Ordered Choices](#)

[Add Program](#) to your application
Proceed to [Additional University Details](#) if

The choice order does not affect scholarship or admission consideration **unless** a university's literature specifically states that it does.

Fees

The screenshot displays the OUAC application interface. On the left is a sidebar with navigation links. The main area is titled 'Program Choices' and contains a table of selected programs. A callout box points to the first three rows of the table, stating the cost for each choice.

Total Owning

You are logged in as:
compliant
[Log Out](#)

My OUAC Account
My OUAC Financial Account

Application Links

- Welcome
- Personal Information
- Contact Information
- Academic Background
- Browse Programs
- Program Choices**
- Additional University Details
- Other Academic Information
- Current High School Information

Program Choices

[Add Program](#)

Choice Number	Program Code	Program Title	Actions
01	GBK	University of Guelph Accounting 2019 Fall (September)	Change Delete
02		University of Toronto Architectural Studies (BA) - St. George Campus 2019 Fall (September)	Change Delete
03	JBB	Algoma University Business (BA 4 Year) 2019 Fall (September)	Change Delete

Order Your Choices

Rank your program selections then click "Save".

[Save](#)

The cost is \$150 for the first 3 university/program choices and \$50 for each additional choice.

Answer Questions

You must complete the Additional University Details and questions in the “Other Academic Information” section.

Additional University Details

★ Required field


Algoma University
Previous Year Applied
Choose a year ▼

Ryerson University
Previous Year Applied
Choose a year ▼

Trent University
Previous Year Applied
Choose a year ▼

Save

Other Academic Information

 Help

★ Required field

Other Information

My total number of years in Ontario high schools (including current school year)
Choose ▼


My total number of years in a Canadian school system
Choose ▼

My total number of years in an English-language school system outside of Canada
Choose ▼

In which country?
Choose ▼

My International Baccalaureate (IB) program type (if applicable)
Choose ▼

I intend to write (or have already written) an Advanced Placement Exam by June of the current school year
AP exams are administered by The College Board in the United States.

 ☐ Yes
☐ No

Current High School Info/Grades

Please monitor and report errors to your guidance counsellor.

Current High School Information and Grades

Your high school has provided us with your applicable academic data throughout the year.

- Review your academic information carefully and inform your guidance counsellor if changes are required.
- Only your Grade 11-12 courses are reported to the OUAC (your Grade 9-10 courses will not be listed).

Note: If there is no information listed on this page, please continue to submit your application and contact your guidance counsellor.

My High School Information

School Number

999999

School Name

OUAC Grades

Diploma Status

Unknown

This screen is
“read-only”.

Submitting Your Application

Review and Submit

Please review your information:

- Correct any errors or warnings by returning to the appropriate section of your application.
- Once satisfied that your information is accurate, read the "Applicant's Declaration".
- Click "I Verify and Agree" to proceed to payment.

Once you have successfully submitted your application, you will receive an OUAC Reference Number.

Warnings

- **5251:** Make sure you entered your name correctly. Do not use all capital letters.

This information was provided in Personal Information:

Your Name and Other Personal Information

Title

I Verify and Agree

Click here to
proceed to the
payment screen.

Paying for Your Application

You can pay by the following methods:

1. VISA/MasterCard/American Express:

You will need the card number, expiry date and CVV/CVC/CID number.

2. Online Banking:

You will receive a bill payment account number from the OUAC when you submit your application

Paying for Your Application

Payment Options

- ☐ Credit Card (VISA, MasterCard or American Express)

Prepaid credit cards and VISA debit cards are not accepted.

Important: Do not click the "Back" button in your browser after you submit your credit card payment.

▶ More

- ☐ Online Banking (Canadian banks and credit unions only). This process usually takes 2-5 business days.

▶ More

- ☐ Western Union Business Solutions - GlobalPay for Students (Bank to bank transfer for international payments only)

▶ More

Continue

Once you choose your method of payment and click "Continue", you will receive your OUAC Reference Number.

The OUAC cannot process your application without the application fee.

Finishing

- On the “Complete” page, print the screen displaying your OUAC Reference Number (2019-XXXXXX) and further instructions. You will also receive an email.
- Store your OUAC Reference Number, as you will need to include this number when communicating with the OUAC and the universities.

Complete

Thank you, your application has been submitted. Your OUAC Reference Number is: **2019-010172**.

Your application will be forwarded to your university choice(s) once the application service fee is successfully processed. **All fees are non-refundable.**

Request a Temporary Password

Request a Temporary Password

To request a temporary password, enter your username. A temporary password will be emailed to you and will expire 1 hour from the time sent.

* Required field

* Username

[Recover your username](#)

* Email Address

Need Assistance?

Read the "FAQ" section and the 101 Application Guide on our website at: www.ouac.on.ca/faq-application/101/.

Contact us:

OUAC

170 Research Lane

Guelph ON N1G 5E2

Telephone: 519-823-1063

Fax: 519-823-5232

Website: www.ouac.on.ca/ouac-101

Other Important Information

- NIGHT SCHOOL/SUMMER SCHOOL/PRIVATE COURSES – **IT IS YOUR RESPONSIBILITY TO KEEP US INFORMED.**
- LISTEN TO THE ANNOUNCEMENTS OR READ THEM IN THE ATRIUM ON THE T.V.
- PRINT OUT YOUR OUAC REFERENCE # ONCE YOU PAY.
- TOFEL – for students that have come from other countries outside of North America (make sure you leave enough time to have your test written and have test results sent to your post-secondary institutions)
- If you have a diploma from another country –apply to the 105 application (see your counsellor)