

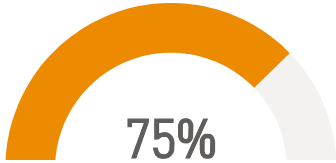
**950** students (Grades 9-12) completed the survey (62% response rate)



**Achieving**

**Learning Environment Scale**

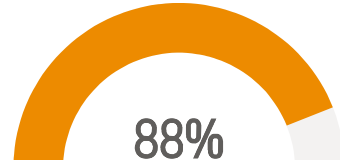
Percent positive



...felt their teachers noticed their hard work, gave them attention, had high expectations, and provided meaningful lessons.

**Engagement with Learning Scale**

Percent positive



...felt that they tried their best in school and that they were personally responsible for their learning.



**Believing**

**Home-School-Parish Connections Scale**



89%

Percentage of students who felt that their school promoted Catholic virtues, values, and practices, and encouraged faith-based activities for families.



**Belonging**

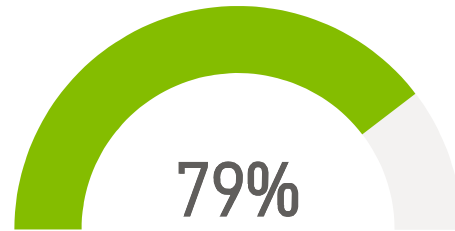
**Most students reported having positive relationships**

with school staff **80%**

with peers **91%**

**Inclusion Scale**

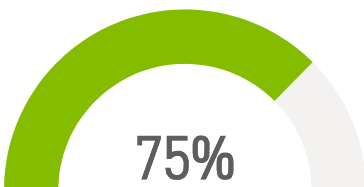
Percent positive



indicated that they enjoyed school and felt accepted or heard by peers and staff.

**Positive Identity Reflection in School Scale**

Percent positive



indicated that their identity was positively reflected in their school.

**How safe do you feel in your school?**

**79%**

indicated feeling 'quite' or 'very' safe at school.