

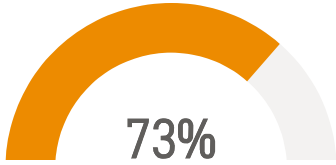
829 students (Grades 9-12) completed the survey (55% response rate)



Achieving

Learning Environment Scale

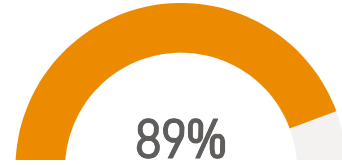
Percent positive



...felt their teachers noticed their hard work, gave them attention, had high expectations, and provided meaningful lessons.

Engagement with Learning Scale

Percent positive



...felt that they tried their best in school and that they were personally responsible for their learning.



Believing

Home-School-Parish Connections Scale



87%

Percentage of students who felt that their school promoted Catholic virtues, values, and practices, and encouraged faith-based activities for families.



Belonging

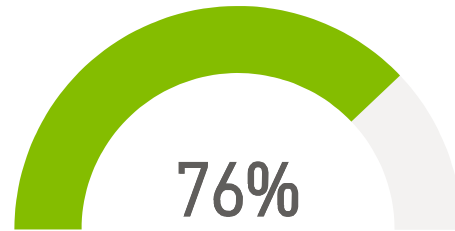
Most students reported having positive relationships

with school staff **77%**

with peers **91%**

Inclusion Scale

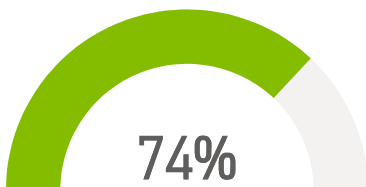
Percent positive



indicated that they enjoyed school and felt accepted or heard by peers and staff.

Positive Identity Reflection in School Scale

Percent positive



indicated that their identity was positively reflected in their school.

How safe do you feel in your school?

76%

indicated feeling 'quite' or 'very' safe at school.